
 AREA ONE - JUNIOR/MIDDLE AGE
 AREA TWO - YOUTH AGE



8 Burchell Way
 Kewdale WA 6105
 (08) 9361 1355
 play@natureplaysolutions.com.au

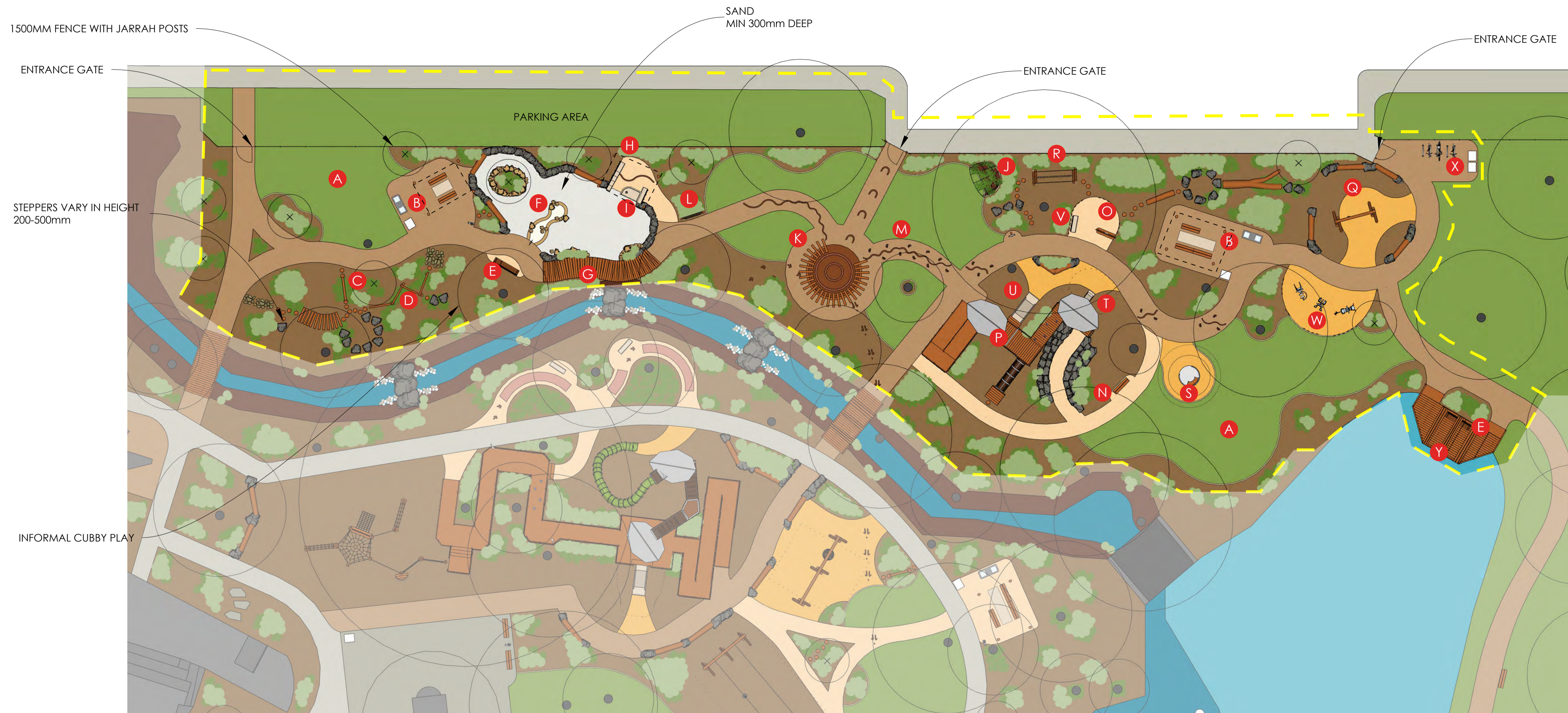
STIRK PARK

ELIZABETH STREET, KALAMUNDA, WA, 6076

MASTERPLAN



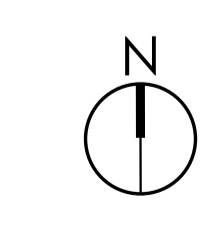
Job No: 4561
 Rev: E
 Date: Mar 2022
 Design: AL



LEGEND

- | | | | | |
|--|--|--|-------------------|-------------------------|
| A OPEN TURF AREA | I BENCH SEAT WITH SAND PLAY TABLE* | Q A FRAME DOUBLE SWING WITH TODDLER SEAT* | LAWN | ROCK BOULDERS |
| B PICNIC TABLE WITH CHUNKY BENCH , BBQ, BIN & SHELTER & WATER FOUNTAIN* | J MIA MIA* | R ROPE WALK | QUARTZ SAND | CONCRETE STEPPER |
| C BALANCE SLEEPER | K TIMBER ABOUR MEETING PLACE* | S ACCESIBLE CAROUSEL * | EXPOSED AGGREGATE | TIMBER STEPPER |
| D BALANCING LOG | L THONGAPHON* | T CONCRETE SLIDE 1200 * | COLOURED CONCRETE | LOG |
| E ACCESSIBLE BENCH SEAT WITH 3 ARMRESTS | M ANIMAL/HUMAN TRACKS | U CONCRETE SLIDE 1800 * | MULCH | CONCRETE KERB |
| F WATER CREEK WITH WATER FOUNTAIN* | N CHUNKY BENCH | V BENCH SEAT * | COLOURED CONCRETE | EXISTING TREE |
| G BOARDWALK* | O SHOP FRONT* | W OUTDOOR FITNESS EQUIPMENT | EXISTING PATH | PROPOSED TREE |
| H TRANSITION BENCH * | P ZIG ZAG CLIMBER - MINI WITH RAMP* | X BIKE STORE | EXISTING ROAD | PLANTS |
| | | Y VIEWING PLATFORM | IAS RUBBER | SHELTER/ROOF |
| | | | | FENCE WITH TIMBER POSTS |
- *ACCESSIBLE

Scale Approx 1:200 @A1
0 5 10 20m



 8 Burchell Way
Kewdale WA 6105
(08) 9361 1355
play@natureplaysolutions.com.au

STIRK PARK
ELIZABETH STREET, KALAMUNDA, WA, 6076
CONCEPT PLAN - AREA 1

Job No: 4561
Rev: E
Date: Mar 2022
Design: AL



Q A FRAME DOUBLE SWING WITH TODDLER SEAT



W OUTDOOR FITNESS EQUIPMENT



O SHOP FRONT (FROM BACK)



O SHOP FRONT (FROM FRONT)



ENTRANCE GATE



K TIMBER ARBOR MEETING PLACE



G BOARDWALK



H I TRANSITION BENCH, BENCH SEAT & SAND PLAY TABLE



F WATER CREEK WITH WATER FOUNTAIN



B PICNIC TABLE WITH CHUNKY BENCH, BBQ, BIN,



C D JOURNEY PATHWAY WITH BALANCE SLEEPER AND LOG



A OPEN TURF AREA



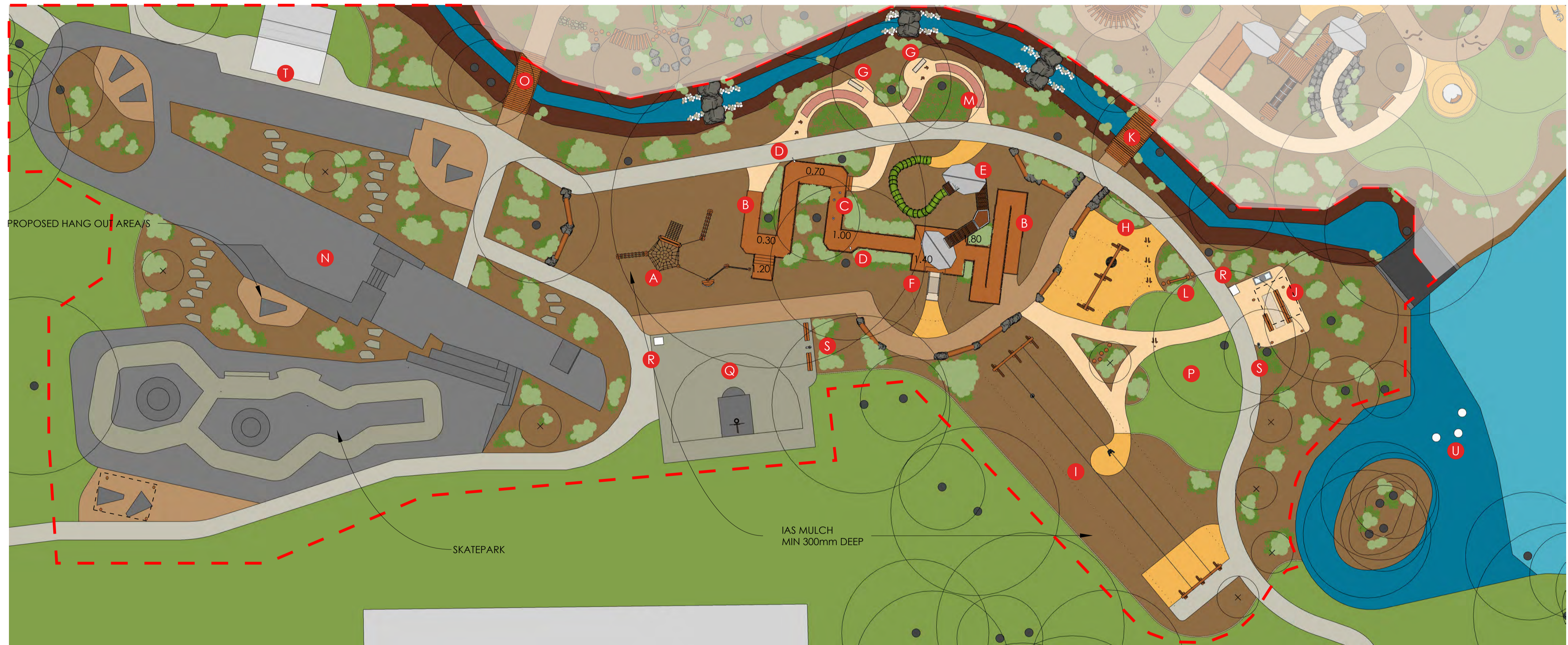
8 Burchell Way
Kewdale WA 6105
(08) 9361 1355
play@natureplaysolutions.com.au

STIRK PARK

ELIZABETH STREET, KALAMUNDA, WA, 6076
AREA 1 - PERSPECTIVES



Job No: 4561
Rev: E
Date: Mar 2022
Design: AL



LEGEND

- A** POSSUM HANGOUT
- B** ZIG ZAG BOARDWALK*
- C** THREAD CHIMES*
- D** TALKING TUBES *
- E** ZIG ZAG CLIMBER
- F** CONCRETE SLIDE 1800 *
- G** BENCH SEAT CONCRETE *
- H** TRIPLE SWING *


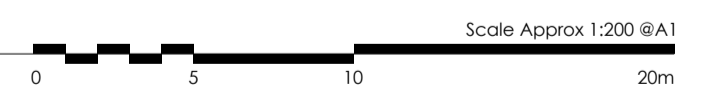
- I** FLYING FOX DOUBLE *
- J** PICNIC TABLE WITH CHUNKY BENCH & SHELTER*
- K** HISTORIC BRIDGE WITH ARBOUR*
- L** BALANCE SLEEPER 1.8M
- M** SCHOOL TILED PATHWAY*
- N** SKATE PARK
- O** BRIDGE*
- P** OPEN TURF AREA

- Q** BASKETBALL AREA - 3X3
- R** BINS
- S** DRINKING FOUNTAIN
- T** TOILET BLOCK
- U** WATER MISTERS

- LAWN
- QUARTZ SAND
- EXPOSED AGGREGATE
- MULCH
- COLOURED CONCRETE
- EXISTING PATH
- EXISTING ROAD
- IAS RUBBER

- ROCK BOULDERS
- CONCRETE STEPPER
- TIMBER STEPPER
- LOG
- CONCRETE KERB
- EXISTING TREE
- PROPOSED TREE
- PLANTS
- SHELTER/ROOF

*ACCESSIBLE



Job No: 4561
Rev: E
Date: Mar 2022
Design: AL



8 Burchell Way
Kewdale WA 6105
(08) 9361 1355
play@natureplaysolutions.com.au

STIRK PARK
ELIZABETH STREET, KALAMUNDA, WA, 6076
CONCEPT PLAN - AREA 2



A POSSUM HANGOUT



B ZIG ZAG BOARDWALK



B E ZIG ZAG BOARDWALK WITH CLIMBER



B E F ZIG ZAG BOARDWALK WITH CLIMBER & CONCRETE SLIDE



F CONCRETE SLIDE



G M SCHOOL TILED PATHWAY WITH CONCRETE BENCH



G M SCHOOL TILED PATHWAY WITH CONCRETE BENCH



H TRIPLE SWING



J R S PICNIC TABLE WITH CHUNKY BENCH, DRINKING FOUNTAIN AND BIN WITH SHELTER



J R S PICNIC TABLE WITH CHUNKY BENCH, DRINKING FOUNTAIN AND BIN WITH SHELTER



I FLYING FOX DOUBLE



I FLYING FOX DOUBLE




8 Burchell Way
Kewdale WA 6105
(08) 9361 1355
play@natureplaysolutions.com.au

STIRK PARK

ELIZABETH STREET, KALAMUNDA, WA, 6076

AREA 2 - PERSPECTIVES



Job No: 4561
Rev: E
Date: Mar 2022
Design: AL